



2015-2016 Annual Report

Officers

Mark Walsh
Chair

Joshua Schultz
Vice-Chair

Dave Foster
Treasurer

Dennis Carrera
Secretary

Board of Directors

Steve Jameson
Cal B. Kimes
Eric Koenigshofer
Robert Lewon
Lynn McIntyre
Peter O'Brien
Tim Smith
Nancy Watson
David Wong

Brandy Evans
President & CEO

Accreditation
CARF

*Changing lives and strengthening communities
through the dignity and power of work!*

RETAIL

- 14 Retail Store Locations & 13 Attended Donation Centers
- Store locations collected 254,809 donations.
- Retail store sales: \$13,390,244
- Average sale = \$14.52
- Items sold: 1,424,129

For a list of retail locations go to:
<https://gire.org/menus/Retail->



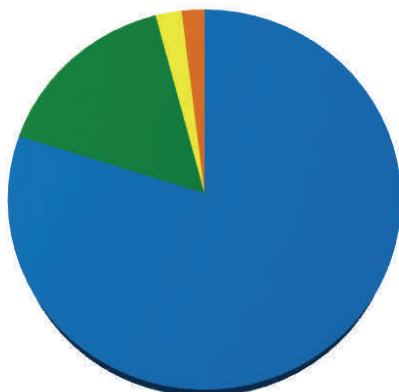
Our Petaluma location receives more donations than any other store. The number received for 2015/2016 was 50,762!

In December, Petaluma had a record setting day of 335 donations collected in just one day!

WORKFORCE DEVELOPMENT

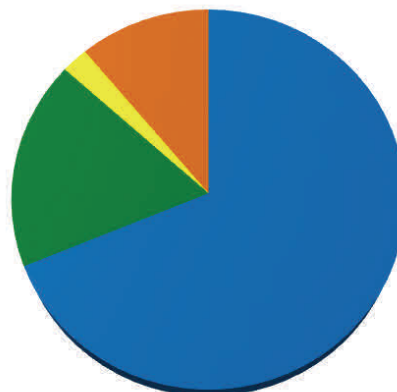
- 3,658 people served in 22 unique programs.
- 1,362 people participated in 13 employment readiness programs.
- 213 people obtained unsubsidized employment.
- 72 people participated in vocational assessment services.
- 361 new people became members at our 3 Mental Health Consumer Centers.
- 57 people with learning disabilities received advocacy and support.
- Delivered evidence-based job and life skills training to 1,217 people.
- Trained 192 participants in our Retail Training Centers.
- Assessed the employability of 78 individuals with disabilities.
- Answered 1,596 calls on our weekend Peer Warmline Connection creating a 7-day a week continuum of support for mental health recovery.

AGENCY FINANCIAL REPORT



2015-2016 Revenue

- Sales of Donated Goods \$14,386,125
- Government Grants \$2,872,760
- Vocation Service Fees \$399,040
- Support Services \$345,960



2015-2016 Expenses

- Sales of Donated Goods \$11,097,033
- Government Grants \$2,871,119
- Vocation Services \$365,016
- Support Services \$1,795,067

DONATIONS

- 13 staffed Community Donation Centers placed throughout our communities.
- 9 Unattended Blue Bins placed in the community.
- 107,570 donations collected at Community Donation Centers.
- Total of 362,379 donations collected agency-wide.



POST RETAIL

During 2015-2016, we diverted the following from landfill:

E-Waste: 842,159 lbs.

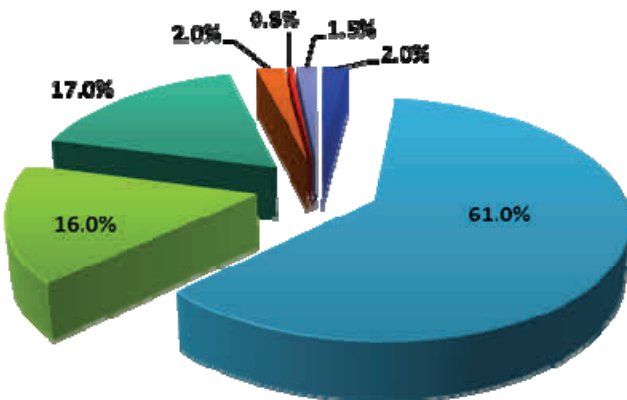
Clothing: 2,231,955 lbs.

Shoes, Belts & Purses: 211,766 lbs.

Metal, Cardboard & Glass: 670,600 lbs.

Books: 550,875 lbs.

TOTAL: 2,254 TONS!



Persons Served by Program Type (3,658)

- Assessment 2%
- Behavioral Health Recovery & Support 61%
- Employment Readiness 16%
- Employment Placement 17%
- Work Experience & Soft Skills 2%
- Employment Support .5%
- Training 1.5%

Changing lives and strengthening communities through the dignity and power of work!